



EMPLOYERS COUNCIL VISITOR PARKING INSTRUCTIONS


1. Enter the garage from Broadway. If you are driving south on Broadway, after you pass 13th Avenue, the garage will be on the left side of the street. It is directly south of the 1290 garage exit and just north of the History Colorado Center.



2. As you approach the garage door, there will be a callbox/card reader on the left. Push the silver intercom button to speak with the 1290 Broadway security guard. Inform the guard that you are visiting Employers Council. The guard will open the garage door and you will pull up to a gate arm.



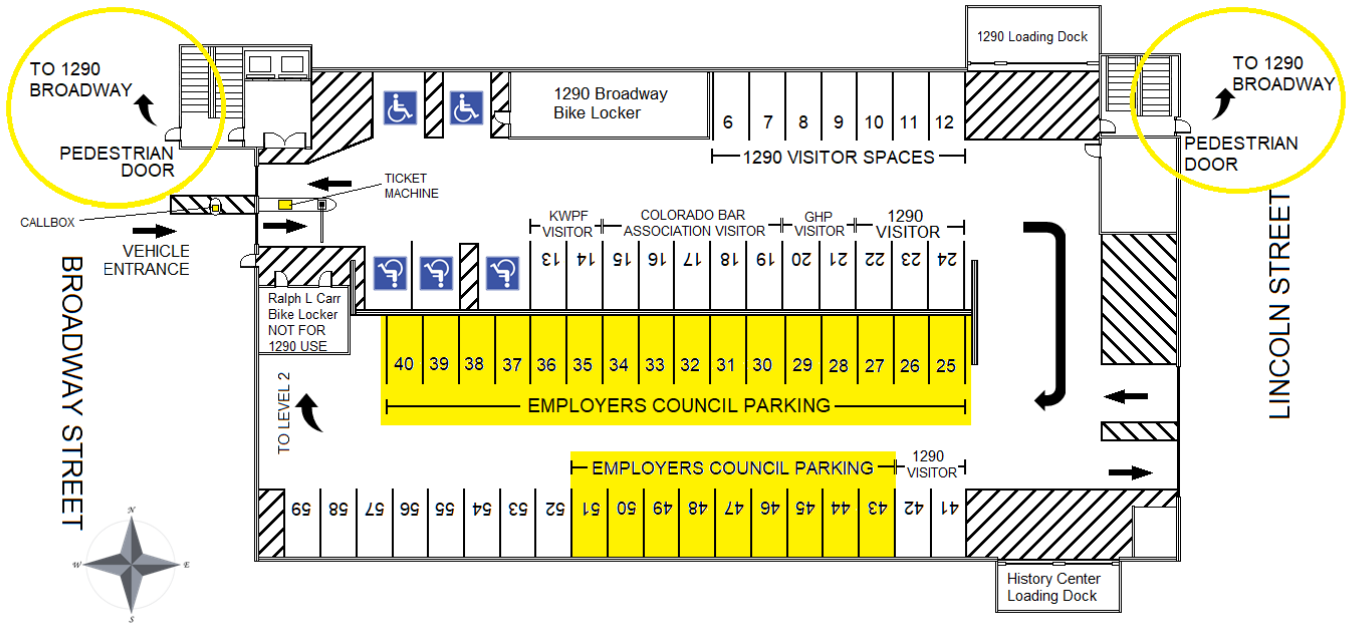
3. Once you pull into the garage, there will be a ticket machine on the left. Pull a ticket and the gate arm will open. **PLEASE NOTE: You must take this ticket with you in order to receive validation. It is also essential to have your ticket with you in order to re-enter the garage via the pedestrian doors.**



4. Spaces numbered 25-40 and 43-51 will be reserved for Employers Council. They will have signs posted that read "Reserved Parking for Employers Council" (as pictured below). The location of these spaces is also indicated in the diagram below.



- The garage is not connected directly to 1290 Broadway; therefore, you must exit the garage and walk around onto 13th Avenue in order to access the building. See map below indicating the location of the pedestrian doors where you are able to exit the garage.



- In order to re-enter the garage, you will need the ticket that was pulled upon entry. There is a reader at the pedestrian door that will scan the QR code on your ticket. Swipe the ticket and the pedestrian door will unlock.



7. When leaving the garage, you must exit out the Broadway side. You will again need the ticket that was pulled upon entry. Scan the QR code on the front of the ticket and then scan the validation sticker that was placed on the back of the ticket. This will open the gate arm and garage door.

